

Important Special Purpose Radars Formulas PDF



Formulas Examples with Units

List of 21 Important Special Purpose Radars Formulas

1) Amplitude of Reference Signal Formula

Formula

$$A_{\text{ref}} = \frac{V_{\text{ref}}}{\sin(2 \cdot \pi \cdot \omega \cdot T)}$$

Example with Units

$$40.1971 \text{ v} = \frac{1.25 \text{ v}}{\sin(2 \cdot 3.1416 \cdot 99 \text{ rad/s} \cdot 50 \mu\text{s})}$$

Evaluate Formula 

2) Amplitude of Signal Received from Target at Range Formula

Formula

$$A_{\text{rec}} = \frac{V_{\text{echo}}}{\sin\left(\left(2 \cdot \pi \cdot (f_c + \Delta f_d) \cdot T\right) - \left(\frac{4 \cdot \pi \cdot f_c \cdot R_o}{c}\right)\right)}$$

Evaluate Formula 

Example with Units

$$125.8165 \text{ v} = \frac{101.58 \text{ v}}{\sin\left(\left(2 \cdot 3.1416 \cdot (3000 \text{ Hz} + 20 \text{ Hz}) \cdot 50 \mu\text{s}\right) - \left(\frac{4 \cdot 3.1416 \cdot 3000 \text{ Hz} \cdot 40000 \text{ m}}{3E+8 \text{ m/s}}\right)\right)}$$

3) CFA DC Power Input Formula

Formula

$$P_{\text{dc}} = \frac{P_{\text{out}} - P_{\text{drive}}}{\eta_{\text{cfa}}}$$

Example with Units

$$27 \text{ w} = \frac{96.46 \text{ w} - 70 \text{ w}}{0.98}$$

Evaluate Formula 

4) CFA RF Drive Power Formula

Formula

$$P_{\text{drive}} = P_{\text{out}} - \eta_{\text{cfa}} \cdot P_{\text{dc}}$$

Example with Units

$$70 \text{ w} = 96.46 \text{ w} - 0.98 \cdot 27 \text{ w}$$

Evaluate Formula 

5) CFA RF Power Output Formula

Formula

$$P_{\text{out}} = \eta_{\text{cfa}} \cdot P_{\text{dc}} + P_{\text{drive}}$$

Example with Units

$$96.46 \text{ w} = 0.98 \cdot 27 \text{ w} + 70 \text{ w}$$

Evaluate Formula 



6) Distance from Antenna 1 to Target in Monopulse Radar Formula

Formula

$$s_1 = \frac{R_o + s_a}{2} \cdot \sin(\theta)$$

Example with Units

$$17320.7029\text{m} = \frac{40000\text{m} + 0.45\text{m}}{2} \cdot \sin(60^\circ)$$

Evaluate Formula 

7) Distance from Antenna 2 to Target in Monopulse Radar Formula

Formula

$$s_2 = \frac{R_o - s_a}{2} \cdot \sin(\theta)$$

Example with Units

$$17320.3132\text{m} = \frac{40000\text{m} - 0.45\text{m}}{2} \cdot \sin(60^\circ)$$

Evaluate Formula 

8) Doppler Frequency Shift Formula

Formula

$$\Delta f_d = \frac{2 \cdot v_t}{\lambda}$$

Example with Units

$$20\text{Hz} = \frac{2 \cdot 5.8\text{m/s}}{0.58\text{m}}$$

Evaluate Formula 

9) Echo Signal Voltage Formula

Formula

$$V_{\text{echo}} = A_{\text{rec}} \cdot \sin\left(\left(2 \cdot \pi \cdot (f_c + \Delta f_d) \cdot T\right) - \left(\frac{4 \cdot \pi \cdot f_c \cdot R_o}{[c]}\right)\right)$$

Evaluate Formula 

Example with Units

$$101.7281\text{v} = 126\text{v} \cdot \sin\left(\left(2 \cdot 3.1416 \cdot (3000\text{Hz} + 20\text{Hz}) \cdot 50\mu\text{s}\right) - \left(\frac{4 \cdot 3.1416 \cdot 3000\text{Hz} \cdot 40000\text{m}}{3\text{E}+8\text{m/s}}\right)\right)$$

10) Efficiency of Cross Field Amplifier(CFA) Formula

Formula

$$\eta_{\text{cfa}} = \frac{P_{\text{out}} - P_{\text{drive}}}{P_{\text{dc}}}$$

Example with Units

$$0.98 = \frac{96.46\text{w} - 70\text{w}}{27\text{w}}$$

Evaluate Formula 

11) Measured Position at Nth Scan Formula

Formula

$$x_n = \left(\frac{X_{\text{in}} - x_{\text{pn}}}{\alpha}\right) + x_{\text{pn}}$$

Example with Units

$$6\text{m} = \left(\frac{40\text{m} - 74\text{m}}{0.5}\right) + 74\text{m}$$

Evaluate Formula 

12) Peak Quantization Lobe Formula

Formula

$$Q_{\text{max}} = \frac{1}{2^2 \cdot B}$$

Example

$$0.1303 = \frac{1}{2^2 \cdot 1.47}$$

Evaluate Formula 



13) Phase Difference between Echo Signals in Monopulse Radar Formula

Formula

$$\Delta\phi = 2 \cdot \pi \cdot s_a \cdot \frac{\sin(\theta)}{\lambda}$$

Example with Units

$$4.2218 \text{ rad} = 2 \cdot 3.1416 \cdot 0.45 \text{ m} \cdot \frac{\sin(60^\circ)}{0.58 \text{ m}}$$

Evaluate Formula 

14) Position Smoothing Parameter Formula

Formula

$$\alpha = \frac{x_{in} - x_{pn}}{x_n - x_{pn}}$$

Example with Units

$$0.5 = \frac{40 \text{ m} - 74 \text{ m}}{6 \text{ m} - 74 \text{ m}}$$

Evaluate Formula 

15) Predicted Position of Target Formula

Formula

$$x_{pn} = \frac{x_{in} - (\alpha \cdot x_n)}{1 - \alpha}$$

Example with Units

$$74 \text{ m} = \frac{40 \text{ m} - (0.5 \cdot 6 \text{ m})}{1 - 0.5}$$

Evaluate Formula 

16) Range Resolution Formula

Formula

$$\Delta R = \frac{2 \cdot H_a \cdot H_t}{R_o}$$

Example with Units

$$9 \text{ m} = \frac{2 \cdot 450 \text{ m} \cdot 400 \text{ m}}{40000 \text{ m}}$$

Evaluate Formula 

17) Reference Voltage of CW Oscillator Formula

Formula

$$V_{ref} = A_{ref} \cdot \sin(2 \cdot \pi \cdot \omega \cdot T)$$

Example with Units

$$1.25 \text{ v} = 40.197 \text{ v} \cdot \sin(2 \cdot 3.1416 \cdot 99 \text{ rad/s} \cdot 50 \mu\text{s})$$

Evaluate Formula 

18) Smoothed Position Formula

Formula

$$x_{in} = x_{pn} + \alpha \cdot (x_n - x_{pn})$$

Example with Units

$$40 \text{ m} = 74 \text{ m} + 0.5 \cdot (6 \text{ m} - 74 \text{ m})$$

Evaluate Formula 

19) Smoothed Velocity Formula

Formula

$$v_s = v_{s(n-1)} + \frac{\beta}{T_s} \cdot (x_n - x_{pn})$$

Example with Units

$$9.3 \text{ m/s} = 11 \text{ m/s} + \frac{8}{320 \text{ s}} \cdot (6 \text{ m} - 74 \text{ m})$$

Evaluate Formula 

20) Time between Observations Formula

Formula

$$T_s = \left(\frac{\beta}{v_s - v_{s(n-1)}} \right) \cdot (x_n - x_{pn})$$

Example with Units

$$320 \text{ s} = \left(\frac{8}{9.3 \text{ m/s} - 11 \text{ m/s}} \right) \cdot (6 \text{ m} - 74 \text{ m})$$

Evaluate Formula 



21) Velocity Smoothing Parameter Formula

Formula

$$\beta = \left(\frac{v_s - v_{s(n-1)}}{x_n - x_{pn}} \right) \cdot T_s$$

Example with Units

$$8 = \left(\frac{9.3 \text{ m/s} - 11 \text{ m/s}}{6 \text{ m} - 74 \text{ m}} \right) \cdot 320 \text{ s}$$









Evaluate Formula 



Variables used in list of Special Purpose Radars Formulas above

- A_{rec} Amplitude of Signal Received (Volt)
- A_{ref} Amplitude of Reference Signal (Volt)
- B Mean Lobe
- f_c Carrier Frequency (Hertz)
- H_a Antenna Height (Meter)
- H_t Target Height (Meter)
- P_{dc} DC Power Input (Watt)
- P_{drive} CFA RF Drive Power (Watt)
- P_{out} CFA RF Power Output (Watt)
- Q_{max} Peak Quantization Lobe
- R_o Range (Meter)
- s_1 Distance from Antenna 1 to Target (Meter)
- s_2 Distance from Antenna 2 to Target (Meter)
- s_a Distance between Antennas in Monopulse Radar (Meter)
- T Time Period (Microsecond)
- T_s Time between Observations (Second)
- V_{echo} Echo Signal Voltage (Volt)
- V_{ref} CW Oscillator Reference Voltage (Volt)
- v_s Smoothed Velocity (Meter per Second)
- $v_{s(n-1)}$ (n-1)th Scan Smoothed Velocity (Meter per Second)
- v_t Target Velocity (Meter per Second)
- x_{in} Smoothed Position (Meter)
- x_n Measured Position at Nth Scan (Meter)
- x_{pn} Target Predicted Position (Meter)
- α Position Smoothing Parameter
- β Velocity Smoothing Parameter
- $\Delta\phi$ Phase Difference between Echo Signals (Radian)
- Δf_d Doppler Frequency Shift (Hertz)
- ΔR Range Resolution (Meter)

Constants, Functions, Measurements used in list of Special Purpose Radars Formulas above

- **constant(s):** π , 3.14159265358979323846264338327950288
Archimedes' constant
- **constant(s):** [c], 299792458.0
Light speed in vacuum
- **Functions:** \sin , $\sin(\text{Angle})$
Sine is a trigonometric function that describes the ratio of the length of the opposite side of a right triangle to the length of the hypotenuse.
- **Measurement: Length** in Meter (m)
Length Unit Conversion 
- **Measurement: Time** in Microsecond (μs), Second (s)
Time Unit Conversion 
- **Measurement: Speed** in Meter per Second (m/s)
Speed Unit Conversion 
- **Measurement: Power** in Watt (W)
Power Unit Conversion 
- **Measurement: Angle** in Degree ($^\circ$), Radian (rad)
Angle Unit Conversion 
- **Measurement: Frequency** in Hertz (Hz)
Frequency Unit Conversion 
- **Measurement: Electric Potential** in Volt (V)
Electric Potential Unit Conversion 
- **Measurement: Angular Frequency** in Radian per Second (rad/s)
Angular Frequency Unit Conversion 




- η_{cfa} Efficiency of Cross Field Amplifier
- θ Angle in Monopulse Radar (*Degree*)
- λ Wavelength (*Meter*)
- ω Angular Frequency (*Radian per Second*)



Download other Important Radar System PDFs

- [Important Radar & Antenna Specifications Formulas](#) 
- [Important Special Purpose Radars Formulas](#) 
- [Important Radar Antennas Reception Formulas](#) 

Try our Unique Visual Calculators

-  [Percentage share](#) 
-  [HCF of two numbers](#) 
-  [Improper fraction](#) 

Please SHARE this PDF with someone who needs it!

This PDF can be downloaded in these languages

[English](#) [Spanish](#) [French](#) [German](#) [Russian](#) [Italian](#) [Portuguese](#) [Polish](#) [Dutch](#)

7/8/2024 | 8:57:30 AM UTC

